



Chapter 3




Safety in Fisheries Work



Fisheries work done on



- Land
- Water
- Ice
- Air



Dangers



- **Equipment**
- **Chemicals**
- **Remote locations**
- **Inclement weather**




Safe stands for...



Safety orientation

- Review of safe philosophy
- Job hazard analysis
- Physical limitations
- Training
- Safety contracts

SAFE



3.2 First Aid

- When medical help not readily available
- Not complicated



-
-
-

Legal issues

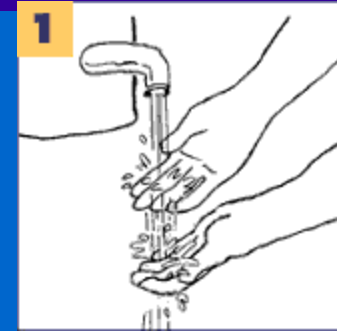
- Negligence



- Consent
- -
 -
 -
 -
 -
 -
 -
 -

Universal precautions

- Wash



- Wear gloves



- Seal bloody items in plastic



- Clean up with disinfectant



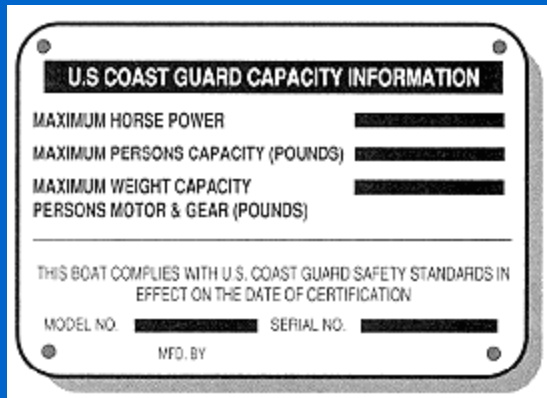
Common accidents



- Drowning
- Electric shock
- Temperature hazards
 - Heat-hyperthermia
 - Cold-hypothermia
 - (Refer to box 3.2, Pg 66)



3.3 Boating safety - Power and capacity ratings



- Carry recommended capacity
- Calculate load capacity (Box 3.3, Pg 69)
- Rough water decreases safe carrying capacity
- Distribute load evenly
- Keep load low in boat

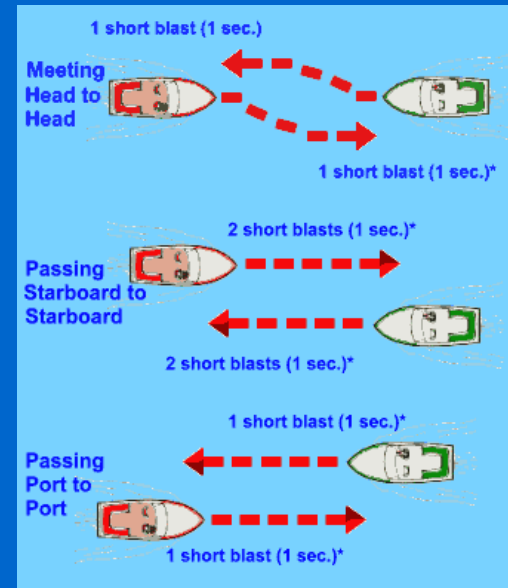
Safe boating procedures

- Fisheries biologists should take a course in boating skills
 - Seamanship
 - Aids in navigation
 - Piloting
 - Safe motor boat operation
 - Boating laws



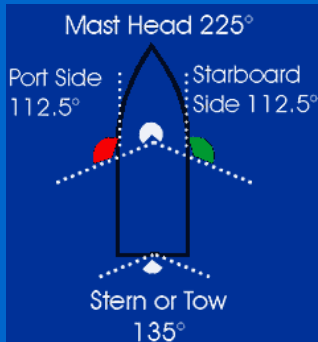
Safe boating based on

- Good sense
- Courtesy
- Respect for life and property




Important

- Fire prevention gear
- Whistles or horns
- Signaling devices
- Lights at night
- Flotation devices should be on board



3.4 Safe wading requires

- **Equipment**
- **Skills**
- **Knowledge**
 - Think one foot at a time
 - Take short steps
 - Walk into current
 - Cross fast water at slow pace



Waders



- **Protect from cuts and parasites**
- **Should be comfortable-neoprene**

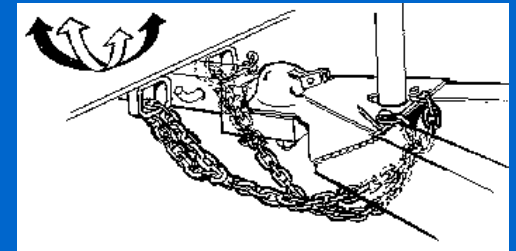
3.6 Safety on the road - Accident prevention entails

- Anticipate hazard by thinking ahead
- Understand the defense for specific hazard and apply
- Act defensively when hazard is recognized




Towing a trailer-four requirements

- Proper trailer and load
- Proper hitching equipment
- Towing vehicle with adequate weight and power
- A driver familiar with towing techniques




Heavy trucks and campers

- Weight of camper and content not exceeding vehicle and tire rating
- Have oversized mirrors
- Check tie-down mechanisms on camper for tightness



Overloaded vehicles



- Unstable
- Steering and breaking difficulties
- Overheats tires-catch fire or blow out

3.7 Safety in airplanes - Biotelemetry requires



- Low flying(<150m)
- Low air speeds
- Modified aircraft

Important for safety

- **Communication**
- **Understanding the job**
- **Knowing safety measures**
- **Wearing protective clothing**
- **3.8 Laboratory safety
(Refer to box 3.7, Pg 77)**




PLP-Polite Laboratory Protocol

- Clear labeling of rooms, work areas and containers
- Cleaning up thoroughly after oneself
- Communicating need for space and equipment in shared labs
- Transporting samples in double containers



Chemical safety

- Purchase from legitimate sources
- Use only for the registered purpose
- Transport in plastic containers
- Use MSDS for guidelines (Pg 78)



Page 1 of 7

Material Safety Data Sheet
Acetone, Reagent ACS, 99.5% (GC)

ACC# 95383

Section 1 - Chemical Product and Company Identification

MSDS Name: Acetone, Reagent ACS, 99.5% (GC)
Catalog Numbers: AC423240000, AC423240010, AC423240040, AC423240200, AC423245000
Synonyms: 2-Propanone
Company Identification:
Acros Organics N.V.
One Reagent Lane
Fair Lawn, NJ 07410
For information in North America, call: 800-ACROS-01
For emergencies in the US, call CHEMTREC: 800-424-9300

Section 2 - Composition, Information on Ingredients

CAS#	Chemical Name	Percent	EINECS/ELINCS
67-64-1	Acetone	99.5%	200-662-2

Hazard Symbols: F
Risk Phrases: 11

Reduce cost by

- Order only as needed
- Store chemicals in original containers
- Recycle where possible



3.9 Conclusion

- **Safety is a communal effort!!!**

